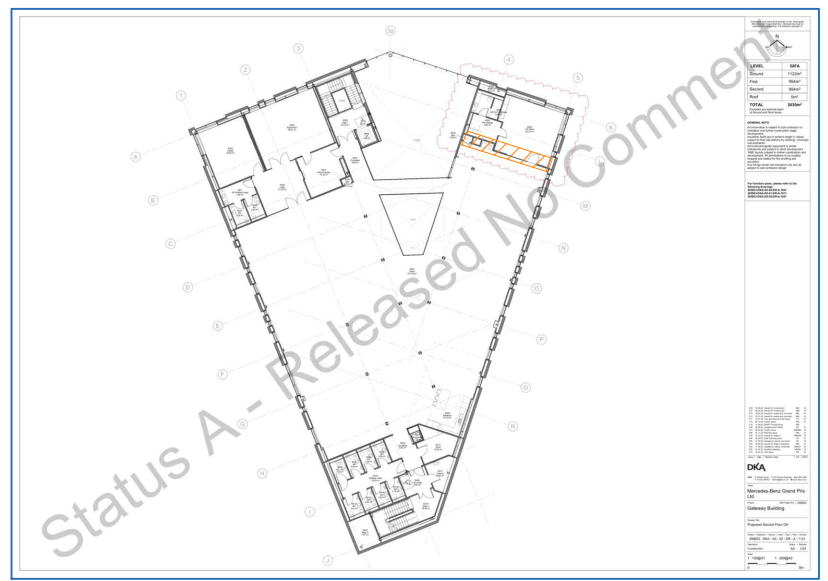


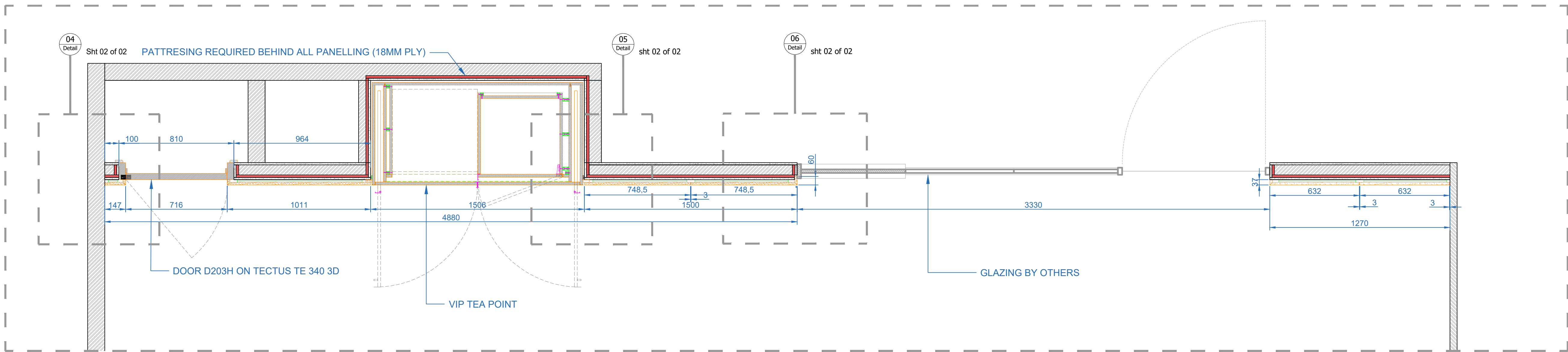
01 Elevation
Scale 1:16

- NOTES:**
- Adapted to site condition & sizes before commencing manufacture.
 - All site sizes should be agreed or checked by others before manufacture.
 - All finish to approved samples.

LEGEND:	
L2	Fenix 18mm thk. Nero Ingo (0720) - WF30



KEY PLAN : SECOND FLOOR



02 Plan
Scale 1:16

AGREED TO FOLLOW
LATEST SETTINGOUT
PLANS - REV C08

C01	Issued for Construction	11.12.2025
P01	Initial Issue	18.11.2025
Rev	Details	Date

Contractors must verify all dimensions on site before any works are commenced.
This drawing remains the property of WJL Contracts and may not be reproduced in any way without prior consent.

Job Title

GATEWAY BUILDING

Drawing
Wall Panelling around Tea Point Plan and Elevation
(01 of 02)

Drawn By
GM

Date
18.11.2025

Job No.
561.35

Rev.
P01


Dwg No.
295853-WJL-XX-02-DR-O-0016

Rev. Date

Client Dwg Ref.
295853 - DKA - XX - 02 - DR - A - 1621

Scales
Noted @ A1

Suitability
Issued for Construction



ALL DRAWINGS 3rd ANGLE PROJECTION UNLESS OTHERWISE STATED